

# SUITCASE<sup>®</sup> RAMP CLASSIC SERIES

Available in 2-, 3-, 4-, 5-, & 6-foot Lengths



## INSTRUCTIONS FOR USE

1. Maximum weight limit is **600 pounds**.
2. Read and follow all instructions before use.
3. Do not use if ramp is damaged or unstable.
4. The SUITCASE<sup>®</sup> Ramp ships fully assembled and will require no additional assembly before use.
5. Place ramp on landing in the folded position, making sure that the top lip (labeled TOP) is resting securely on the landing (DIAGRAM 1).
6. Unfold ramp and center on landing (see **WARNING** below for details).
7. **IMPORTANT: USE ONLY WITH A QUALIFIED HELPER.**
8. Always use your lap belt.
9. The ramp shown in DIAGRAMS 1 & 2 is the 5-foot length. To select the appropriate ramp length, an incline chart is provided on the reverse side of this document. However, it is intended only as a guideline. It is important that you refer to your equipment's (wheelchair or scooter) Owner Guide for the proper degree of incline/decline and chair direction before attempting ramp use. Never exceed its recommendations.
10. **⚠ WARNING:** Ensure that the top lip is secure before using. We recommend attaching the ramp temporarily to the landing using the provided clevis pins (drill 5/16" hole in landing) or semi-permanently using screws through the pre-drilled holes at the top of each section. (Diagram 2). To prevent ramp from becoming dislodged during use, make sure that the top lip overlaps the resting surface as far as possible. The surface holding the top lip needs to be substantial; make sure that the surface and supporting structure is of sound construction.
11. **SAFETY & MAINTENANCE:** Regularly check ramp for damage, and check and tighten any loose fasteners. Keep ramp surface clear of ice, snow, dirt, leaves, and other debris. For snow/ice, remove accumulation and sweep the surface clean. To remove dirt, leaves, and other debris, sweeping the surface or using a garden hose will usually suffice, but, if needed, use a damp cloth or soft brush with non-alkaloid detergent and water. Rinse well and use extra caution if ramp surface is wet.

Diagram (1)

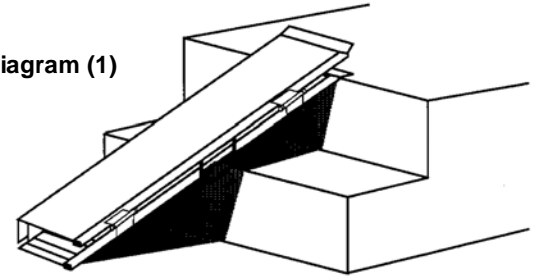
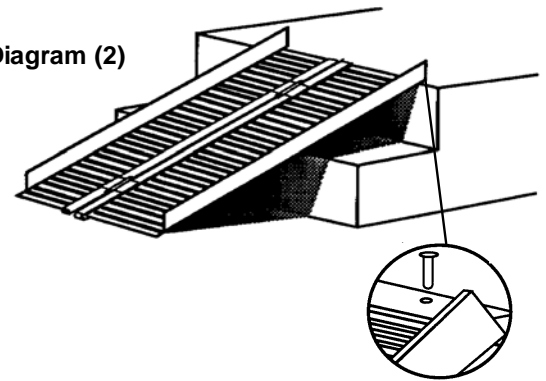


Diagram (2)



1. EZ-ACCESS, a division of Homecare Products, Inc., herein referred to as Manufacturer, warrants that equipment is free from defects in material and workmanship under normal use and service. This limited warranty is non-transferable and applies to original owner, effective for a period of 3-years from the date of original purchase and applies to metal structure only (excludes powder coated finish, applied non-skid tread, etc.). Proof of purchase is required. No part of this warranty will apply to any equipment which has been subject to misuse, vandalism, negligence, alteration, accident, improper installation, or which has been repaired outside Manufacturer's place of business in any way as in the reasonable judgment of Manufacturer, to adversely affect its performance and reliability, nor to normal deterioration due to wear, tear and exposure, corrosion, damage caused by rain, fire, earthquake or other natural causes or acts of nature.
2. Manufacturer's obligation under this warranty is limited to repairing or replacing, at its option, equipment which is returned to its place of business (PER SECTION 4 BELOW) and which, upon examination, shall disclose to Manufacturer reasonable satisfaction to have been thus defective. Manufacturer will make the repair or replacement of defective parts under this warranty without charge for parts or labor.
3. If Manufacturer finds that any equipment has not provided the warranted service life, Manufacturer will, as its sole obligation and the user's sole remedy for breach of this warranty, repair or replace the unit, at its option, for a charge prorated on the following basis. The user will be allowed a credit against the list price of equivalent equipment at the time of return to Manufacturer, in proportion to the percentage of the warranted service life remaining at the time of return to Manufacturer. Purchaser will be responsible to pay the balance of the list price of equivalent equipment; and Manufacturer reserves the right to require payment prior to delivery of the repaired/replaced equipment. Manufacturer's whole warranty responsibilities are summarized below. NOTE: In calculating available credit, the remaining warranted service life will be rounded up or down to the nearest whole year. YEARS 0-1: Unit repaired or replaced; YEARS 1-2: Repair or 50% \$ credit (current list price multiplied by credit percentage); YEARS 2-3: Repair or 25% \$ credit (current list price multiplied by credit percentage). Manufacturer reserves the right to require Purchaser to pay for all shipping charges incurred, including return of equipment and reshipment of replacement or repair (Government purchases exempt).
4. If Purchaser discovers a defect, he/she must call Manufacturer at 253-249-1101 to request a Return Authorization (RA) to return the merchandise to Manufacturer. The duration of any implied warranty of merchantability or fitness for a particular purpose shall be limited in all respects to the duration of the limited warranty and the warranty described above shall be in lieu of any other express warranty. Some states do not allow limitation on how long an implied warranty will last so the above limitation may not apply to you. Manufacturer neither assumes nor authorizes any other person to assume for it any other liability in connection with Manufacturer.
5. The buyer's sole and exclusive remedy in a breach of warranty action against the Manufacturer shall be for the repair or replacement of defective merchandise as provided above. In a breach of warranty action, no other remedy, including but not limited to, incidental or consequential damages for lost profits, lost sales, injury to property, or any other incidental or consequential loss shall be available to him/her. Labor to remove, ship, and/or reinstall ramp is not covered by manufacturer's warranty. Because some states do not allow the exclusion or limitation of incidental or consequential damages, the above limitation or exclusion may not apply to you. Before using, user shall determine the suitability of the product for its intended use and user assumes all risk and liability whatsoever in connection therewith.
6. This warranty gives you specific legal rights. You may also have other rights, which vary from state-to-state.

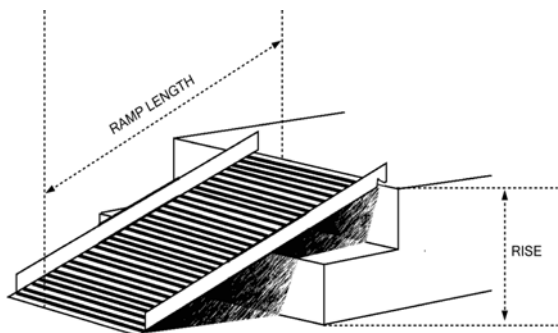


# INCLINE CHART



RISE	RAMP LENGTH									
	2'	3'	4'	5'	6'	7'	8'	9'	10'	
3"	7.2°	4.8°	3.6°	2.9°	2.4°	2.0°	1.8°	1.6°	1.4°	
4"	9.6°	6.4°	4.8°	3.8°	3.2°	2.7°	2.4°	2.1°	1.9°	
5"	12°	8.0°	6.0°	4.8°	4.0°	3.7°	3.0°	2.7°	2.4°	
6"	14.5°	9.6°	7.2°	5.7°	4.8°	4.1°	3.6°	3.2°	2.9°	
7"		11.2°	8.4°	6.7°	5.6°	4.8°	4.2°	3.7°	3.3°	
8"		12.8°	9.6°	7.7°	6.4°	5.5°	4.8°	4.2°	3.8°	
9"		14.5°	10.8°	8.6°	7.2°	6.2°	5.4°	4.8°	4.3°	
10"			12.0°	9.6°	8.0°	6.8°	6.0°	5.3°	4.8°	
12"			14.5°	11.5°	9.6°	8.2°	7.2°	6.4°	5.7°	
14"				13.5°	11.2°	9.6°	8.4°	7.4°	6.7°	
16"					12.8°	11.0°	9.6°	8.5°	7.7°	
18"					14.5°	12.4°	10.8°	9.6°	8.6°	
20"						13.8°	12.0°	10.7°	9.6°	
22"							13.2°	11.8°	10.6°	
24"							14.5°	12.8°	11.5°	
26"								13.9°	12.5°	
28"								15.0°	13.5°	
30"									14.5°	

**IMPORTANT:** Refer to your equipment's (wheelchair or scooter) Owner Guide for the proper degree of incline/decline and chair direction before attempting ramp use. Never exceed its recommendations.



## TO ESTABLISH THE PROPER RAMP LENGTH:

- Determine the incline that your chair is designed to climb.
- Measure the distance from the top step or landing to the ground (RISE).
- Refer to Incline Chart to find proper ramp length.
- At any incline, use ramp only with a qualified helper.

## WARRANTY REGISTRATION

EZ-ACCESS®, a division of Homecare Products, Inc. • 700 MILWAUKEE AVE N • ALGONA WA 98001-7408

PRODUCT	STOCK NUMBER
NAME	PHONE
ADDRESS	CITY, ST, ZIP
NAME OF DEALER	DEALER'S CITY, ST, ZIP
PRICE	DATE PURCHASED
COMMENTS	
WHAT INFLUENCED YOUR PURCHASE OF THIS PRODUCT? <input type="checkbox"/> SAW IN STORE <input type="checkbox"/> RECOMMENDATION OF FRIEND <input type="checkbox"/> RECOMMENDATION OF DEALER <input type="checkbox"/> MAGAZINE AD <input type="checkbox"/> OTHER (PLEASE EXPLAIN):	

WARRANTY IS NOT VALID UNLESS POSTMARKED WITHIN 10 DAYS OF PURCHASE